

OXFORD



RAHNAMA
P R E S S

@RAHNAMAPRESS
WWW.RAHNAMAPRESS.COM

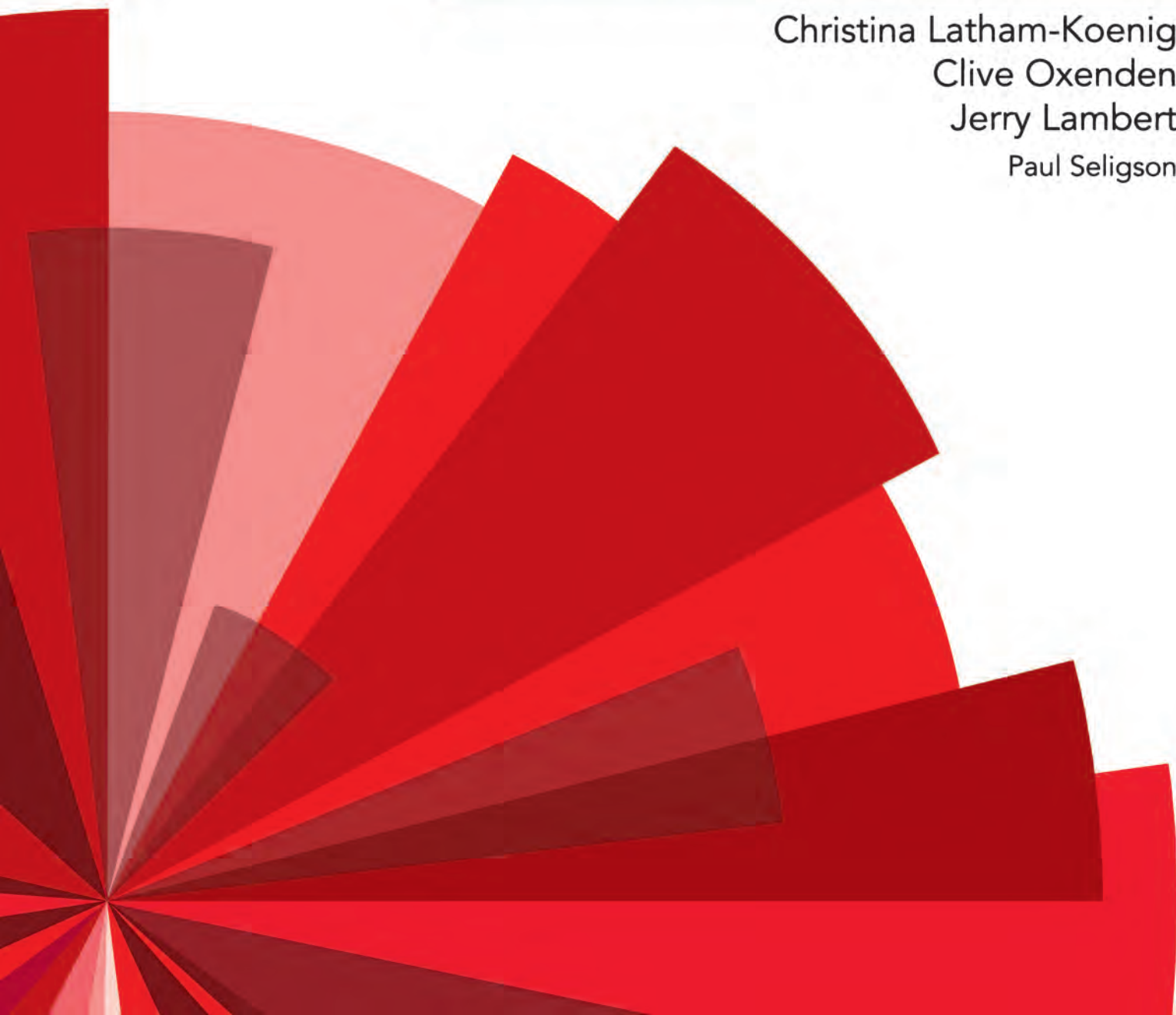
fourth
edition

English File

Elementary
Student's Book

WITH ONLINE PRACTICE

Christina Latham-Koenig
Clive Oxenden
Jerry Lambert
Paul Seligson



	GRAMMAR	VOCABULARY	PRONUNCIATION
1			
6 A Welcome to the class	verb be + , subject pronouns: <i>I, you, etc.</i>	days of the week, numbers 0–20	vowel sounds, word stress
8 B One world	verb be – and ?	countries, numbers 21–100	/ə/, consonant sounds /tʃ/, /ʃ/, /dʒ/, word stress
10 C What's your email?	possessive adjectives: <i>my, your, etc.</i>	classroom language	/æ/, /u:/, /a:/, the alphabet, sentence stress
12 Practical English Episode 1	checking in V in a hotel		
2			
14 A Are you tidy or untidy?	singular and plural nouns	things, <i>in, on, under</i>	final -s and -es
16 B Made in America	adjectives	colours, adjectives, modifiers: <i>very / really, quite</i>	long and short vowel sounds
18 C Slow down!	imperatives, <i>let's</i>	feelings	linking
20 Revise and Check 1&2			
3			
22 A Britain: the good and the bad	present simple + and –	verb phrases: <i>cook dinner, etc.</i>	third person -s
24 B 9 to 5	present simple ?	jobs	/ɜ:/ and /ə/
26 C Love me, love my dog	word order in questions	question words	sentence stress
28 Practical English Episode 2	buying a coffee V telling the time		
4			
30 A Family photos	possessive 's, <i>Whose...?</i>	family	/ə/, the letter o
32 B From morning to night	prepositions of time (<i>at, in, on</i>) and place (<i>at, in, to</i>)	daily routine	linking
34 C Blue Zones	position of adverbs, expressions of frequency	months, adverbs and expressions of frequency	the letter h
36 Revise and Check 3&4			
5			
38 A Vote for me!	<i>can / can't</i>	verb phrases: <i>buy a newspaper, etc.</i>	sentence stress
40 B A quiet life?	present continuous: <i>be + verb + -ing</i>	noise: verbs and verb phrases	/ə/
42 C A city for all seasons	present simple or present continuous?	the weather and seasons	places in London
44 Practical English Episode 3	buying clothes V clothes		
6			
46 A A North African story	object pronouns: <i>me, you, him, etc.</i>	words in a story	/ə/, /t/, and /i:/
48 B The third Friday in June	<i>like + (verb + -ing)</i>	the date, ordinal numbers	/ð/ and /θ/, saying the date
50 C Making music	revision: <i>be</i> or <i>do</i> ?	music	/j/, giving opinions
52 Revise and Check 5&6			

	GRAMMAR	VOCABULARY	PRONUNCIATION
7			
54 A Selfies	past simple of <i>be</i> : <i>was / were</i>	word formation: <i>write</i> → <i>writer</i>	sentence stress
56 B Wrong name, wrong place	past simple: regular verbs	past time expressions	-ed endings
58 C Happy New Year?	past simple: irregular verbs	<i>go, have, get</i>	sentence stress
60 Practical English Episode 4	asking the way V directions		
8			
62 A A murder mystery	past simple: regular and irregular	irregular verbs	past simple verbs
64 B A house with a history	<i>there is / there are, some / any</i> + plural nouns	the house	/eə/ and /ɪə/
66 C Room 333	<i>there was / there were</i>	prepositions: place and movement	silent letters
68 Revise and Check 7&8			
9			
70 A #mydinnerlastnight	countable / uncountable nouns, <i>a / an, some / any</i>	food and drink	the letters <i>ea</i>
72 B White gold	quantifiers: <i>how much / how many, a lot of, etc.</i>	food containers	linking, /tʃ/ and /s/
74 C Facts and figures	comparative adjectives	high numbers	/ə/, sentence stress
76 Practical English Episode 5	ordering a meal V understanding a menu		
10			
78 A The most dangerous place...	superlative adjectives	places and buildings	consonant groups
80 B Five continents in a day	<i>be going to</i> (plans), future time expressions	city holidays	sentence stress
82 C The fortune teller	<i>be going to</i> (predictions)	verb phrases	word stress
84 Revise and Check 9&10			
11			
86 A Culture shock	adverbs (manner and modifiers)	common adverbs	connected speech
88 B Experiences or things?	verb + <i>to</i> + infinitive	verbs that take the infinitive	weak <i>to</i> , sentence stress
90 C How smart is your phone?	definite article: <i>the</i> or no <i>the</i>	phones and the internet	<i>the</i>
92 Practical English Episode 6	getting to the airport V public transport		
12			
94 A I've seen it ten times!	present perfect	irregular past participles	sentence stress
96 B He's been everywhere!	present perfect or past simple?	learning irregular verbs	irregular past participles
98 C The English File interview	revision: question formation		
100 Revise and Check 11&12			
102 Communication	124 Grammar Bank	165 Irregular verbs	
113 Writing	148 Vocabulary Bank	166 Sound Bank	
118 Listening			

Course overview

English File

Welcome to **English File fourth edition**. This is how to use the Student's Book, Online Practice, and the Workbook in and out of class.



Student's Book

All the language and skills you need to improve your English, with Grammar, Vocabulary, Pronunciation, and skills work in every File. Also available as an eBook.

Use your Student's Book in class with your teacher.

Workbook

Grammar, Vocabulary, and Pronunciation practice for every lesson.

Use your Workbook for homework or for self-study to practise language and to check your progress.



ACTIVITIES AUDIO VIDEO RESOURCES

ONLINE



Online Practice

Look again at Student's Book language you want to review or that you missed in class, do extra **Practice** activities, and **Check your progress** on what you've learnt so far.

Use the Online Practice to learn outside the classroom and get instant feedback on your progress.

Go to **englishfileonline.com** and use the code on your Access Card to log into the Online Practice.

LOOK AGAIN

- Review the language from every lesson.
- Watch the videos and listen to all the class audio as many times as you like.

PRACTICE

- Improve your skills with extra Reading, Writing, Listening and Speaking practice.
- Use the interactive video to practise Practical English.


CHECK YOUR PROGRESS

- Test yourself on the language from the File and get instant feedback.
- Try an extra Challenge.

SOUND BANK

- Use the Sound Bank videos to practise and improve your pronunciation of English sounds.

1 LISTENING & SPEAKING

- a  1.2 Look at the photo story and listen to the conversations. Match the names to people A-D.

Ben Carla Matt Sally

- b Listen again and complete the gaps.


1 **Teacher** Hello, everybody. Welcome to the class.
I'm Carla. I'm your teacher.

2 **Matt** Hi, I'm Matt. What's your ¹ name _____?
Sally Sally.
Matt ² _____?
Sally Sally!

3 **Matt** What's your phone ³ _____?
Sally It's 07894 132 456.

4 **Ben** ⁴ _____, Matt.
Matt Hello. This is Sally. She's in my salsa class.
Ben Nice to meet you. My name's Ben.
Sally Nice to ⁵ _____ you, too.
Matt Bye, Sally.
Sally Goodbye, Matt. Bye, Ben.

5 **Ben** Hi, Sally.
Sally Ben! Are you in the salsa class, too?
Ben Yes, I am. How are ⁶ _____?
Sally I'm very well, ⁷ _____ you. And you?
Ben ⁸ _____, thanks. ... Great! You're my partner!
Sally Yes! See you later, Matt.

- c  1.3 Listen and repeat the conversations. Copy the rhythm.

- d Complete the gaps with a word from the list.

Bye Fine Hi I'm... Thanks

Hello = Hi _____ Thank you = _____
My name's... = _____ Goodbye = _____
Very well = _____

- e Introduce yourself to other students.

Hello, I'm Antonio. What's your name?

(Mia. Nice to meet you.)

Nice to meet you, too.



2 GRAMMAR verb be [+], subject pronouns

a Complete the sentences with 'm, 's, or 're.

- 1 I am Carla. = I'm Carla.
- 2 I am Matt. = I'm Matt.
- 3 My name is Ben. = My name is Ben.
- 4 You are my partner. = You are my partner.
- 5 She is in my salsa class. = She is in my salsa class.

b **Gp.124 Grammar Bank 1A**

c **1.5** Listen and repeat the pronouns and contractions.

- 1 **I, I'm** (I, I'm)

d **1.6** Listen. Say the contraction.

- 1 **I am** (I'm)

e In pairs, try to remember the names in your class.
Say *He's / She's* _____.

f Stand up and speak to other students.

Hi, Mia. How are you? (I'm fine, thanks. And you?)

3 PRONUNCIATION vowel sounds, word stress

Vowel sounds

In English, vowels (a, e, i, o, and u) and combinations of vowels (e.g. ea, ai) can be pronounced in different ways. Sometimes they are short sounds (e.g. *it, well*), but sometimes they are long sounds (e.g. *e = he*) or diphthongs (e.g. *i = hi*).

a **1.7** Listen to the words and sounds. Then listen and repeat.

					
fish	tree	cat	egg	train	bike
it	he	am	very	they	Hi
this	we	thanks	well	name	I
in	meet	Sally	welcome	later	Bye

b **1.8** Listen and write the words.

Word stress

Multi-syllable words have one stressed syllable.
good|bye so|rry wel|come

c **1.9** Listen and underline the stressed syllable in these words.

air|port com|puter e|mail ho|tel in|ter|net mu|se|um
pas|ta pi|zza sal|lad sand|wich u|ni|ver|sity web|site

d Write the words from c in the chart

 food	 technology	 place
		airport

e In pairs, write more words that you know in each column. How do you pronounce them?

4 VOCABULARY days of the week, numbers 0–20

a **1.10** Look at the picture. Listen and complete the gaps.



b **Vp.148 Vocabulary Bank Days and numbers** Do Parts 1 and 2.

c **1.14** Listen and say the next day or number.

Monday Tuesday (Wednesday)

d Ask three students *What's your phone number?*

5 LISTENING & SPEAKING

a **1.15** Listen. Where are they? Write 1–6 in the boxes.

- airport Gate number _____
- 1 sandwich bar _____ pounds _____
- hotel Room _____
- museum Closed on _____
- taxi _____ Manchester Road
- language Classes on _____
- school and _____ mornings

b Listen again. Write a number or a day in each gap.

c **1.16** Listen and respond.

- 1 **Hello. Nice to meet you.** (Nice to meet you, too.)
- 2 **What day is it today?** (It's...)

1 VOCABULARY countries

- a 1.17 Listen and match the music to the countries.

Brazil Mexico
Russia Scotland



- b p.149 Vocabulary Bank Countries

- c In groups, do The World Quiz. Answer with a continent, country, or nationality from **Vocabulary Bank Countries**.

I think it's Asia. (*I think it's Europe, but I'm not sure.*)

2 PRONUNCIATION /ə/, /tʃ/, /ʃ/, /dʒ/

 The /ə/ sound

The /ə/ sound is the most common vowel sound in English. The /ə/ sound has many different spellings, e.g. pasta, Saturday, Britain.

- a 1.20 Listen to the words and sounds. Then listen and repeat.



computer

American Brazilian
Scotland Switzerland

 Consonant sounds

Many consonants (e.g. j) and combinations of consonants (e.g. sh) only have one pronunciation (e.g. Japan / jazz, she / English). Some consonants can be pronounced in different ways (e.g. g can be /g/ Hungary or /dʒ/ German).

- b 1.21 Listen to the words, sounds, and sentences. Then listen and repeat. Practise with a partner.



chess

Charles isn't Czech, he's French.

shower

Is she Polish or Russian?

jazz

We're German and they're Japanese.

- c 1.22 Listen. Say the nationality.

1  Scotland (Scottish)

THE WORLD QUIZ

- 1 Name the continents.

a _____ c _____ e _____
b _____ d _____ f _____



- 2 What country are the football teams from?

a Boca Juniors _____ d Celtic _____
b Arsenal _____ e LA Galaxy _____
c Galatasaray _____ f Juventus _____

- 3 What are the countries in English?

a Deutschland _____
b España _____
c Eire _____
d Polska _____
e La Suisse _____
f Magyarország _____

- 4 What nationality are the flags?



a _____



b _____



c _____



d _____



e _____



f _____



g _____



h _____

3 GRAMMAR verb be ☐ and ☐

- a **1.23** Read and listen to three interviews at the Olympics. Complete the gaps with a country or a nationality.



- 1 A Hi. Where are you from?
B We're from Oviedo, in _____.
A OK. Good luck to the _____ team!
B Thank you!

- 2 A Hello. I'm Mike from UK News. Where are you from?
B I'm from _____.
A Are you from Sydney?
B No, I'm not. I'm from Cairns.
A Where's Cairns? Is it near Sydney?
B No, it isn't. It's in the north. Am I on TV?
A Yes, you are.
B Wow!



- 3 A Hi. Are you _____?
B No, we aren't. We're from _____.
A Oh, sorry!

- b Read the interviews again and complete the chart.

<input type="checkbox"/>	I'm	you're	it's
<input type="checkbox"/>		you aren't	
<input type="checkbox"/>			

- c **p.124 Grammar Bank 1B**

- d **1.25** Listen and respond with a short answer.

1 **1) Is Sydney the capital of Australia?** (No, it isn't.)

- e With a partner, write three questions beginning *Is...?* or *Are...?* Ask them to another pair.

Are you from Italy? (No, we aren't.)

4 SPEAKING

- a **Communication** Where are they from? **A B p.108** Ask and answer about people from different countries.

Where's Masako from?

(She's from Japan.)

Where in Japan?

- b Imagine you're from a different country. Choose from **Vocabulary Bank Countries p.149** and think of a city. Ask other students *Where are you from?*

5 VOCABULARY numbers 21–100

- a **1.26** Answer the questions with numbers 1–20.



1 **1) What's 3 + 1?** (4.)

- b **p.148 Vocabulary Bank Days and numbers**
Do Part 3.

- c **1.28** Listen and write the numbers.

- d Write ten numbers from 21–100. Dictate them to a partner.

6 PRONUNCIATION & LISTENING

word stress

- a **1.29** Listen and repeat the pairs of numbers. How is the stress different?

- 1 a 13 b 30
2 a 14 b 40
3 a 15 b 50
4 a 16 b 60
5 a 17 b 70
6 a 18 b 80
7 a 19 b 90

- b **1.30** Listen to the conversations. Which number do you hear? **Circle** a or b above.

- c Play *Bingo*.

G possessive adjectives: my, your, etc.

V classroom language

P /əʊ/, /aʊ/, /aɪ/, the alphabet, sentence stress

1 VOCABULARY

classroom language

a Match the words and pictures.

- ☐ a board /bɔ:d/
- ☐ a chair /tʃeə/
- ☐ a computer /kəm'pjʊ:tə/
- ☐ a desk /desk/
- ☐ 1 a door /dɔ:/
- ☐ a picture /'pɪktʃə/
- ☐ a table /'teɪbl/
- ☐ a wall /wɔ:l/
- ☐ a window /'wɪndəʊ/

b 1.31 Listen and check.

c With a partner, ask about things in your classroom.



d Match sentences 1–3 to A–C in the picture.

- 1 ☐ What page is it?
- 2 ☐ Sorry I'm late.
- 3 ☐ Look at the board, please.

e 1.32 Listen and check.

f p.150 Vocabulary Bank Classroom language

g 1.35 Listen and follow the instructions.



b 1.37 Listen and repeat the alphabet.

ABC DEF GHI JKL MNO PQR STU VWX YZ

c 1.38 Complete the alphabet chart with C, D, K, N, O, S, U, and V. Listen and check.

train	tree	egg	bike	phone	boot	car
A	B	F	I	—	Q	R
H	—	L	Y	—	—	—
J	—	M	—	—	W	—
—	E	—	—	—	—	—
—	G	—	—	—	—	—
—	P	X	—	—	—	—
—	T	Z	—	—	—	—
—	—	—	—	—	—	—

2 PRONUNCIATION

/əʊ/, /u:/, /ɑ:/, the alphabet

a 1.36 Listen to the words and sounds. Then listen and repeat.

	phone	close go Poland
	boot	school do two
	car	class answer France

d 1.39 Listen to the groups of letters.

1 E A I	3 K Q	5 V P B	7 V W
2 G J	4 C S	6 M N	8 Y U

e 1.40 Listen and circle the letter you hear.

f Practise saying the phrases below. Use abbreviations.

a Personal Computer	a Very Important Person
the United Kingdom	the United States of America
the European Union	a Portable Document Format
World Wide Web	the National Basketball Association

a PC

3 LISTENING & SPEAKING

- a **1.41** Micaela is a student of English. Listen to her Skype interview with Mark, a teacher at a language school in England. Complete her form.

English House Language School

Student information

First name	Micaela	Email address	
Surname	1		m.vazquez@mail.com
Age	2	Phone (mobile)	
Country	3		7
City	4	Phone (landline)	
Address	Florida 5		854-
Postcode	6		

- b **1.42** Listen. Complete Mark's questions to Micaela.

- 1 What's your first name?
- 2 _____ your surname?
- 3 _____ do you spell it?
- 4 _____ old are you?
- 5 Where are you _____?
- 6 _____ your address?
- 7 _____ your postcode?
- 8 What's your _____ address?
- 9 What's your phone _____?

Sentence stress

In sentences we stress the important words.

What's your **first** name? It's **Mark**.

- c Listen again and repeat the questions. Copy the rhythm.

- d Ask your partner the questions. Write their answers.

Saying emails

@ = at . = dot

4 GRAMMAR possessive adjectives

- a Complete the questions with *I, you, my, or your*.

- Where are 1 _____ from?
2 _____ 'm from Buenos Aires.
What's 3 _____ name?
4 _____ name's Micaela.

- b **p.124 Grammar Bank 1C**

- c **1.44** Listen. Change the sentences.

- 1 **I'm Matt.** (My name's Matt.)
- 2 **You're Sally.** (Your name's Sally.)

- d **1.45** Look at the photos. Are they their real names? Listen and check.



Snoop Dogg



Shakira

- e **Communication** What's his / her real name? **A p.102 B p.108** Complete information about some actors and singers.

5 WRITING

- p.113 Writing** Completing a form
Complete an application for a visa and write a paragraph about you.

1 ► VOCABULARY in a hotel

a Match the words and symbols.



- | | |
|-------------------------------|--------------------------------------------------------|
| 1 Reception /rɪ'sepʃn/ | 4 a double room /'dʌbl ru:m/ |
| 2 the lift /lɪft/ | 5 the bar /bɑː/ |
| 3 a single room /'sɪŋgl ru:m/ | 6 the ground (first, second, etc.) floor /graʊnd flɔː/ |

b 1.46 Watch or listen and check.

c Cover the words and look at the symbols. Say the words.

2 ► INTRODUCTION

a 1.47 Watch or listen to Jenny and Rob. Mark the sentences **T** (true) or **F** (false).

- 1 Rob lives and works in London.
- 2 He's a writer for a magazine.
- 3 The name of his magazine is *London 20seven*.
- 4 Jenny is British.
- 5 She's an assistant editor.
- 6 It's her second time in the UK.

b Watch or listen again. Say why the **F** sentences are false.

3 ► CHECKING IN



a 1.48 Watch or listen to Jenny checking into a hotel. Answer the questions.

- 1 Complete Jenny's surname: ZI__LI__SK__.
- 2 What's her room number? _____

b Watch or listen again. Complete the **You hear** phrases.

You hear	You say
Good evening, madam.	Hello. I have a reservation. My name's Jennifer Zielinski.
Can you ¹ _____ that, please?	Z-I-E-L-I-N-S-K-I.
For five nights?	
Can I have your passport, please?	Just a second... Here you are.
Thank you. Can you sign here, ² _____? Thank you.	
Here's your ³ _____. It's room 306, on the third floor. The ⁴ _____ is over there.	The lift? Oh, the elevator.
Yes. Enjoy your stay, Ms Zielinski.	Thank you.

British and American English

lift = British English elevator = American English
 z = /zed/ British English /zi:/ American English


Greetings


Good morning = > 12.00Good afternoon = 12.00 > 18.00Good evening = 18.00 >

Goodnight = Goodbye (when you go to bed)

madam = a polite way to greet a woman

sir = a polite way to greet a man

- c **1.49** Watch or listen and repeat the **You say** phrases. Copy the rhythm.
- d Practise the conversation with a partner.
- e Work in pairs. Read your role and look at the conversation in **3b**. What do you need to change?
- A** (book open) You are the receptionist.
It's 11.00 a.m.
B's room is 207 on the second floor. Begin *Good morning, sir / madam.*
B (book closed) You arrive at the hotel. Use your first name and surname.
- f  Role-play the conversation. Then change roles.
- g **1.50** Read the information box. Watch or listen and repeat the phrases.

 Can you...? = Please do it.	Can I have...? = Please give me (my passport, etc.).
<i>Can you spell that?</i>	<i>Can I have my key, please?</i>
<i>Can you sign here?</i>	<i>Can I have your passport, please?</i>


- h You are in a hotel. Ask the receptionist to give you...
- your key • your passport
 - a map of London • a pen

4 JENNY TALKS TO ROB



- a **1.51** Watch or listen. Mark the sentences **T** (true) or **F** (false).
- Jenny has a coffee.
 - She is in London on business.
 - The waitress is German.
 - Jenny phones Rob Walker.
 - Jenny is tired.
 - Their meeting is at 10.00.
- b Watch or listen again. Say why the **F** sentences are false.


- c **1.52** Read the information box. Watch or and repeat the phrases and responses.

 **Would you like...?**

Would you like a coffee? Yes, please.
Would you like another tea? No, thanks.

We use *Would you like...?* to offer somebody something. We respond *Yes, please.* or *No, thanks.*

- d With a partner, practise offering and responding with the drinks below.
- beer • coffee • Coke • hot chocolate
 - mineral water • tea
- e Look at the **Social English** phrases. Who says them: Jenny, Rob, or the waitress?

-  **Social English**
- ☐ I'm here on business.
 - ☐ I'm from New York. What about you?
 - ☐ No problem.
 - ☐ This is Rob. Rob Walker.
 - ☐ That's perfect.
 - ☐ It's time for bed.



- f **1.53** Watch or listen and check. Then watch or listen and repeat the phrases.
- g Complete conversations A–F with **Social English** phrases 1–6. Practise with a partner.

A	Hi. Is that Jennifer?	<input type="checkbox"/> 4	Hello, Rob.
B	Oh look! It's 11.30!	<input type="checkbox"/>	Goodnight.
C	Hi. Are you here on holiday?	No, <input type="checkbox"/>	
D		<input type="checkbox"/>	I'm from London.
E	Can I have a coffee, please?	Sure. <input type="checkbox"/>	
F	Here's your coffee. Milk and sugar are on the table.	Thanks. <input type="checkbox"/>	

CAN YOU...?

- ☐ check into a hotel and spell your name
- ☐ ask somebody to do something / to give you something
- ☐ offer somebody a drink, and accept or refuse

G singular and plural nouns

V things, in, on, under

P final -s and -es



VIRGINIA WOOLF
English writer (1882–1941)











IAN RANKIN
Scottish writer (1960–)

1 VOCABULARY things

- a Look at the photos of the two rooms. Are you tidy or untidy?
- b With a partner, can you name 1–10 in the two photos?
- c **V p.151 Vocabulary Bank Things**

2 GRAMMAR singular and plural nouns



- a Complete the chart. Why is it **a pen** but **an umbrella**?

Singular	Plural
 a pen	 two pens
 an umbrella	 two _____
 _____	 two watches
 _____	 two diaries

- b **G p.126 Grammar Bank 2A**

3 PRONUNCIATION final -s and -es

- a **2.3** Listen to the words and sounds. Then listen and repeat.

 snake	books lamps tickets
 zebra	keys pens photos
/ɪz/	glasses purses watches



Final -s or -es

Final -s or -es after nouns ending in *ce, ch, ge, se, sh, ss* and *x* = /ɪz/, e.g. *glasses, purses, watches*.

- b **2.4** Read the rule. Circle the words where -es is pronounced /ɪz/. Listen and check.

- | | | |
|--------------|-----------|----------|
| 1 classes | 4 boxes | 7 pages |
| 2 files | 5 pieces | 8 phones |
| 3 headphones | 6 tissues | |

- c Look at the photos of the two rooms again. What plural things can you see?

4 VOCABULARY & SPEAKING

in, on, under

- a Look at the photos. Complete the sentences **with in, on, or under**.

- The glasses are _____ the notebook.
- The credit cards are _____ the wallet.
- The bag is _____ the desk.



- b **G Communication in, on, under A p.103 B p.108** Where are the things?

5 LISTENING

- a **2.5** Listen to three people. Number the places they talk about (1–3) in the chart.

in her bag	
on his desk	a computer,
in her study	

- b Listen again. Write what things the people have in each place.
- c Talk to a partner about your bag, desk, or study. Say what things you have. Is your desk or study tidy or untidy?

(In my bag I have a purse, keys, my phone...)

English File

gets **you** talking

90% of teachers who took part in an Oxford Impact study found that *English File* **improves students' speaking skills.**

- Engage with **uniquely motivating texts, topics, and tasks** that make you want to speak.
- Build your confidence to communicate with a proven balance of **Grammar, Vocabulary, Pronunciation** and **skills development** in every File.
- Learn outside class with **NEW Online Practice.**



Videos in every File

Learn language and develop skills with Practical English, NEW documentaries and dramas, and NEW authentic street interviews.



englishfileonline.com

Look again at language from the lesson, do extra practice, improve your speaking with interactive video and the Sound Bank video, and check your progress.

FOR STUDENTS

- Student's Book with Online Practice
- Student's Book eBook
- Workbook (with or without key)
- Say It app for pronunciation practice.

FOR TEACHERS

- Teacher's Guide with Teacher's Resource Centre
- Classroom Presentation Tool
- Class DVD
- Class Audio CDs



Oxford University Press is the world's authority on the English language.

As part of the University of Oxford, we are committed to furthering English language learning worldwide.

We continuously bring together our experience, expertise and research to create resources such as *English File*, helping millions of learners of English to achieve their potential.



OXFORD
UNIVERSITY PRESS

www.oup.com/elt

